



# BABY SONG

An Exciting program for Babies, Toddlers and Parents

## RESOURCE BOOK







Canada and Bermuda



## An Exciting Outreach Program for Babies, Toddlers and Their Parents

Adapted by:  
The Salvation Army  
Children and Youth Ministries Department  
Toronto, Ontario - 2019

Original Material by:  
Captain A.A. Margareta Ivarsson  
Sweden and Latvia Territory



# TABLE OF CONTENTS

Page 3	The Baby Song Story
Page 5	Music Matters—A Developmental Perspective
Page 7	Baby Song Objectives
Page 8	Link to the Corps/Church
Page 9	Getting Started
Page 11	Sample Budget
Page 12	Team Members Required
Page 13	Resources Required
Page 14	Planning A Session
Page 16	Sample Program
Page 18	Choosing Music
Page 19	Songbook
Page 30	Resource Folder Contents
Appendix A	Baby Song Logo
Appendix B	Baby Song Sample Flyers
Appendix C	Baby Song Invitation Postcard Samples
Appendix D	Baby Song Registration Form Sample
Appendix E	Welcome Song
Appendix F	Baby Song Welcome Card Samples
Appendix G	Georgetown Community Church Sample Schedule
Appendix H	Certificate Sample
Appendix I	Baby Song Evaluation Form Sample



# THE BABYSONG STORY

“Baby Song” began as a Salvation Army initiative in Sweden, and quickly spread to both Norway and Denmark in the early 90’s. It has since been picked up in other countries as well, including The United Kingdom, The Netherlands, The United States, and Canada and Bermuda.

Baby Song has been successful in reaching un-churched families in many places. It is more than just a program – it is about relationships and fellowship. It is about making a positive impact, through music, singing and dancing.

This resource has been put together specifically for the Canada and Bermuda Territory. Parts of the material have been translated and adapted from Swedish, Norwegian and Danish materials. Captain A.A. Margareta Ivarsson played a vital role in starting “Baby Song” within The Salvation Army, and much of the original Scandinavian material is her work.

The following paragraphs are quotes from material by Captain Ivarsson, 2002:

*Parents have always been singing to their children as a natural way to communicate and be together. The new thing about Baby Song groups is that parents and their babies can meet others in the same situation, build relationships and make music together in a fun and safe environment. This art of music starts with our voices as our main instrument. Singing, experiencing rhythm, dancing and ‘just being’ in the moment in a creative environment, are all vital parts of this program.*

## BACKGROUND

It all started with Doctor John Lind’s (1909-1983) curiosity about the fetus and what it can experience in the mother’s womb. After years of research we now know a lot about what the fetus can experience, hear and feel. In the fifth month of pregnancy and possibly earlier the fetus can hear sounds such as its’ mother’s voice and pulse and even sounds from outside of the womb. Parents are able to relate to their unborn baby through musical experiences, songs, playing instruments and listening to music together.

As a newborn, the baby ‘remembers’ the voices, sounds and melodies and recognizes safety. It is easy to understand the importance of these familiar experiences in adjusting to the new and traumatic world the baby enters as a newborn.

## BABY SONG GROUPS

This research stimulated music teachers and others working with young children to start Baby Song groups. Some music teachers in different churches in Sweden saw the possibility of a new way of communicating with young families through the church. Since the late 80’s, Baby Song groups have been developed in

Sweden. The Salvation Army in Sweden picked up the program in the early 90's and has seen a tremendous growth for the last decade affecting every aspect of its ministry and mission.

## **BABY SONG AND THE CHURCH**

Why is this program successful in churches? Churches have a broad music tradition. We have facilities and instruments. We have music included in almost everything we do. People who are not affiliated with a church often have little or no access to music and even if they do, they do not share in the weekly habit of singing together with others. Doing Baby Song also brings new people into the church and every healthy church welcomes this phenomenon as Christ welcomes everyone into the kingdom of God.

## **FAMILY MINISTRY**

Traditionally, churches and The Salvation Army in particular have had plenty of outreach to children in well-developed Sunday school programs and other youth programs. The difference with Baby Song is that the initiative lies with the parent on behalf of the parent and the baby. This creates a family ministry that opens a new world of close contacts between Baby Song leaders, [corps officers/pastors] and families.

## **SOCIAL FELLOWSHIP**

The social fellowship provided by the Baby Song group creates an atmosphere of trust and safety that will determine whether the new family will feel at home in church just for a couple of months or for life. After the approximately 45 minute music program which includes singing, dancing, listening to music, playing and listening to rhythms, it is time for coffee break. When the children are fed or (if they are older) when they play with each other; the adults share wide-ranging discussions about almost everything. This is a time to treasure when relationships can start to grow strong in the kingdom of God.

## **WHO IS RUNNING THE PROGRAM?**

It is important that the whole church is involved in this program. The music leader leads the music time, a "grandmother" or "grandfather" can lend a hand with older siblings or with coffee and cookies, the [corps officer/pastor] can make him/herself known and available. Special prayer groups can be encouraged to pray beforehand and during the program. It makes a difference. More than once new people have expressed that they feel like there is something 'special' and 'powerful' about the facilities where this program is happening. We can then explain that God is present in a special way because others are praying for us.

## **MUSIC ENVIRONMENT**

The idea is not just to do Baby Song once a week, but present to families music that they can use at home:

- When your baby needs help falling asleep
- When you want to sing for fun
- When you want to dance with your child
- When you want to express belief in God's love and care for every child and family

In Baby Song, we allow music to help us express who we are before God, that we are created in his image.



# MUSIC MATTERS...

## A DEVELOPMENTAL PERSPECTIVE

*By Captain Lori Miller  
Lori has a degree in Child Development*

There has been a great deal of research in the last several years regarding the impact of music on a child's development. Each study focuses on different areas of music and development, yet with all of the variations in research, scientists and developmental specialists agree... MUSIC MATTERS!

Music can impact a child's development in many different ways, but the most basic and important benefits are the following:

- 1) **Physical Development:** Large muscles develop and coordination improves as children move with the music. Gross motor skills are enhanced as a result. Children can release their endless energy by hopping, wiggling, swaying, bouncing, stomping and twirling to music. Fine motor skills and hand-eye- coordination are developed when children are encouraged to play basic instruments such as drums or tambourines. Songs and nursery rhymes with movement and motion encourage both gross motor and fine motor development.
- 2) **Emotional Development:** Music can be used to calm a frustrated or angry child. Often, children express and deal with their emotions through music. Participating in musical activities helps children gain confidence. A child's cultural heritage can be affirmed when favourite family songs are shared with others. Music can also play a vital role in encouraging bonding between a child and his/her parent. Eye contact and close interaction during musical moments provides boundless opportunities to express love and care for both the adult and the child.
- 3) **Intellectual Development:** When children sing they are developing their language skills. A child's memory is challenged as they memorize the lyrics to a song. Songs about shape, colour and size help with vocabulary and concept development. Listening skills develop as children listen to the sounds, words and music. Attention span lengthens and concentration improves. As a child's musical skills improve, their reasoning and thinking skills will also improve.
- 4) **Social Development:** Children learn cooperation, develop patience, and discover how to obey rules when playing music with a group. Singing with others promotes feelings of togetherness and belonging and helps in development of friendships. Cultural songs make children aware of their own as well as the heritage of others.



Every child is unique and develops at his/her own pace. This is a rough guide to a child's potential musical development.

**Prenatal:** A baby in the womb can hear sounds from 20 weeks after conception.

**0 - 18 months:** From conception to eighteen months a baby is developing rapidly and his or her response to musical activity will not only be rewarding but highly beneficial to his or her general development.

- At birth babies can hear high-pitched noises, may be calmed by lower sounds and can locate sounds in front of them. They will be startled by a loud or sudden sound. By four weeks they prefer high-pitched sounds and start to respond to the sound of your voice. They will recognize whether sound is coming from behind or in front.
- From three months they may respond actively to music by, for example, swaying and turning towards the sound and vocalizing vowel sounds like "Aaah", "Eee" and "Ooo".
- Early on they begin to recognize familiar voices and respond differently to the sound of strange voices.
- By six months they start imitating sounds e.g. Boo! La!
- At seven months they will look toward sounds from above and below and be able to tell tunes apart.
- By nine months they respond to familiar songs. Their singing may follow a familiar melodic pattern.
- From one year they will begin to lose the capacity to hear very high-pitched sounds but start to discover musical pulse, and create sounds by banging everyday objects.
- Some babies say their first words as early as eight months. Many begin to talk around eighteen months and some take a little longer. Singing with young babies can speed up this process.

**18 months - 3 years:**

- By eighteen months young children may start to respond to music in a coordinated way.
- Language skills can develop further through singing and imitation.
- Moving and responding to music can help develop memory and hand/eye coordination.
- They will learn to distinguish between loud and quiet, fast and slow.
- They begin to be aware of a beat in the music and recognize different rhythms.
- They will learn the words to simple songs and develop the coordination needed to play simple instruments, for example, simple drums or bells.
- This is when they begin to find out how to cooperate with other children.

**3 - 5 years:**

- Young children may begin to become more aware of pitch and rhythm.
- They will learn to sing more complex songs as language skills grow and their vocal chords develop.
- They can cope with more sophisticated movement to music.
- They will take pleasure in playing and exploring new sounds and instruments.





# BABY SONG OBJECTIVES

## OVERALL OBJECTIVE

Meeting people's needs – spiritually, socially and physically

## INTERMEDIATE OBJECTIVES

For children and families based on Matthew 18:4-5 (NIV):

*“Therefore, whoever humbles himself like this child is the greatest in the kingdom of heaven.  
And whoever welcomes a little child like this in my name welcomes me.”*

Root the program in prayer

Make contact with people in the local community

Break down barriers

Build up trust

Build relationships - be approachable and kind to people

Create an atmosphere that leads to conversations about life and God

Give opportunity for fellowship - adult to adult, adult to child, and child to child

## MUSICAL AND LEARNING OBJECTIVES

Stimulate the child's linguistic, musical and motor skills development

Develop the child's concept of space and time

Stimulate positive contact between parent and child, especially the opportunity for singing together.

Give the family a treasury of songs that contain traditional songs, contemporary songs, rhymes, and songs about God



# LINK TO THE CORPS

- ✍ Corps/Church members who are part of the Baby Song Team will help ‘bridge the gap’ to the rest of the corps/church by building relationships.
- ✍ Find ways to involve as many people as possible in roles such as:
  - Intercessory prayer
  - Setup
  - Creating needed items such as musical instruments (Ladies groups can be a great help!)
  - Providing food/snacks
  - Looking after older siblings
- ✍ The contact with a parent and child via Baby Song allows for a broader contact potential – older siblings, other family members, friends, neighbours, etc. Are there people in your corps/church willing to make these contacts?
- ✍ As the children grow, and become too old for Baby Song, invite them to join various children’s groups, then youth groups, adult groups, etc.
- ✍ In several corps/churches in Scandinavia, new programs have developed out of Baby Song, such as an adult choir for the parents.
- ✍ Inform your corps/church members about the program through regular reports. Give them as much ‘ownership’ as possible by involving them. Don’t try to do everything yourself if you have people willing and capable to help.
- ✍ Invite the Baby Song families to special Community Sundays. Have them perform the songs they are learning from time to time.



Baby Song is a great program for people in Social Services settings. As well as having the potential of being a useful program in itself, it has the potential of serving as a bridge to the corps/church. Whether the program is held in the corps/church or the social services facilities, it is part of the corps/church outreach.



# GETTING STARTED

- ✎ Identify your team and communicate the new initiative to the rest of the corps/church. It is vital for the success of the program that the corps/church family is on board.
- ✎ What kind of neighbourhood is your corps/church in? Do both parents work, are there many single parents, are there many 'stay-at-home parents', when will be the most suitable day and time? (It can be weekdays, Saturdays, mornings, afternoons, ...)
- ✎ What will be the most effective way to advertise? Consider using the local newspaper, stores, doctor's offices, schools, banners, flyers, etc.
- ✎ How much are you going to charge? A suggested fee could be \$40.00 for eight weeks. What will be appropriate in your setting? Don't make it too expensive, but don't give it for free, either. Charging a nominal fee helps to cover expenses and encourages consistent participation.
- ✎ How long will your program run? 8-12 weeks is appropriate.
- ✎ When will you start up again? Every quarter? Twice a year?
- ✎ How are you going to manage registration?  
Remember to get the following information:
  - Name of parent (first and last)
  - Name of child (first and last)
  - Birthday of child
  - Address & Email Address
  - Phone number
  - (Home church)
- Keep a waiting list, if response is overwhelming.
- ✎ Register a maximum of 15 families in one group (or the number your space can accommodate.)
- ✎ Age Groups. How are you going to organize your group(s)? In our pilot project, we opened the group for babies/toddlers, ages 0-3. It can be done this way, but if possible it is recommended that children be divided according to their age. Below are suggested age groups, as set out in material by Captain Ivarsson:

## *Age 3-12 months*


The tempo in this group is calm and gentle, building on a personal relationship between mother/father and child. The leader encourages the parents to sing and interact with their child through nursery rhymes and songs from their own childhood.


*Age 1-3 years*


Parent and child still interact but the leader relates more directly to the children.

*Age 4-6 years*

We prepare the children for choir singing in a playful, happy way. A lot of movement is integrated in the songs. Preferably the parents are with the children for half the class and during the other half, the leader and co-leader teach the children while parents gather for fellowship in another room.

 It is recommended that you invite the parents to an information meeting before starting up. During the course of the program you may want to have adult gatherings, as well.

 Make a budget.

 Buy your equipment – mats, instruments, etc.


Invest in at least a few quality instruments – drums, bells, etc. They last longer, and have more sound to them.

Cheaper instruments are good as well, but always be careful to avoid instruments with small parts that could be swallowed.

Make instruments yourself or get corps/church people to help you .

Examples:     Egg-shakers  
                 Bottles with beans inside  
                 Rhythm sticks

Go to music stores, toy stores, dollar stores, the Internet (a couple of websites to start with are [www.ssw.com](http://www.ssw.com) to search for musical instruments or [www.ape2zebra.ca](http://www.ape2zebra.ca) to search for instruments and toys) and to get ideas.

 Communicate well with the parents following registration.

 You are now ready to go... and start planning your first session!



# SAMPLE BUDGET

Based on a group of 15 families for 10 weeks at \$40.00 registration fee per family:

## Income

15 paying families	$15 \times \$40.00 =$	\$600.00	
<i>Total Income</i>			\$600.00

## Expenses

Advertisement	\$250.00	
Snacks & drinks	\$300.00	
Mats	\$130.00	
Materials (books, music downloads)	\$50.00	
Supplies (cleaning products, storage boxes)	\$20.00	
Instruments and other resources	\$200.00	
<i>Total Expense</i>		\$950.00

**Difference** - \$350.00

The second time around, your expenses will be less:

- You can do less advertisement
- Snacks and drink will be the same cost
- You already have the mats
- You already have your materials
- You need only a few supplies – you have the storage boxes
- You need only a few resources – you have the instruments



# TEAM MEMBERS REQUIRED

- ✎ Musical leadership and practical organization.
- ✎ Choose people who are approachable and likable, who are good at leading music and are organized.
- ✎ All team members need to follow through with The Salvation Army screening process for working with children and youth. If you require further information, please contact your divisional headquarters.
- ✎ It is recommended to have at least two people on the leadership team. One in charge of the musical part, the other in charge of the fellowship part with snacks as a host. One of them will need to be the organizer as well.
- ✎ Involve the participants in practical 'duties', such as serving children their snack and drinks, clean-up.
- ✎ Involve the church's ladies group – for example in serving food/snacks and drinks. This is not only a big help, but creates contact with the participants as well.
- ✎ If the corps officer/pastor is not directly involved with the Baby Song program, have him/her visit from time to time to build relationships with the families.
- ✎ Helpers/volunteers can serve as 'relief' – filling up cups, looking after sleeping children, playing with active children, having conversations with parents, being available as well as serving as a connection to the rest of the corps/church.
- ✎ The music leader:
  - Doesn't have to be a musical expert to lead a Baby Song group. You can improve skills through seminars, courses, etc.
  - Knows that what matters is what is simple and near – not fancy effects as accompaniment and choral parts.
  - Focuses on eye contact.
  - Stays calm and has a sense of humor. If things go wrong – laugh.
  - Doesn't talk a lot in between the songs, but keeps the flow to keep things going.
  - Repeats songs.
  - Makes song sheets for unknown songs, especially if you have families from various cultural backgrounds. These can go home with parents to encourage them to sing with their children during the week.



# RESOURCES REQUIRED

## FACILITIES

- ✎ Make sure facilities are clean.
- ✎ Little children are curious – be careful what is within their reach, and ‘baby proof’ your meeting room.
- ✎ Use two rooms if possible – one for the music session and one for the fellowship session.
- ✎ If you use one room (for example a gym), divide it into two sections.
- ✎ Make sure the room is inviting for both children and parents.

## EQUIPMENT

### *Necessary Equipment:*

- ✎ Changing table.
- ✎ Mats (one for each family unit, a bigger mat for the middle). Camping mats or interlocking mats from Walmart are perfect.
- ✎ A storage container of instruments.
  - Examples: Rhythm eggs (make them yourself – plastic eggs, rice, super glue)
  - Drums
  - Bells
  - Tambourines
  - Rhythm sticks
  - Etc.

### *Useful Equipment:*

- ✎ High chairs
- ✎ Toys (large balls are a hit!)
- ✎ Guitar/piano/device with playlist/portable speaker (CD player and CDs)
- ✎ Parachute/sheet
- ✎ Light scarves (nylon for example) – keep in a box until it’s time to use them
- ✎ Puppets
- ✎ Imagination – more imagination – and even more imagination...





# PLANNING A SESSION

Each session consists of two parts: 45 minutes music AND 45 minutes fellowship.  
Both parts are equally important and cannot be left out.

## The Music Section:

- ✎ Set up the room in a circle with a mat for each family. Place a bigger mat (a colourful jigsaw puzzle for example) in the middle for instruments (keep them away in a box till use), instruction area, etc. For babies and their parents, it may be easier to use chairs instead of mats.
- ✎ Always begin and end with the same few songs – they provide the framework. Routine creates security and trust.
- ✎ Repeat songs from week to week. Add a few new ones. Accompaniment is not necessary – voices are the main instrument, but you may find a guitar, piano, device with playlist and portable speaker (or CD accompaniment) helpful.
- ✎ You may want to have a certain theme one week – for example ‘animals’ (have them bring their favourite stuffed animal).

- ✎ Elements in the music section (not necessarily in this order):

Welcome song

Name song

Rhymes & finger plays

Action songs & dance – focus on the body

Rhythm & instrument playing (marching is a hit!)

Listening to music (dance, move or be quiet)

Spiritual songs\*

Lullaby (you can use scarves in movements to relax the child)

Goodbye song

\* If you have a church going group you can have many Christian songs. If your group is mostly strangers to church, you may want to just have a few. You do not want to scare anybody away, or make them feel ‘tricked’ – it is not Sunday school they have come to. Yet, you want to promote a positive image of God, and this can be done in a variety of ways.

- ✎ End the music section with a prayer and maybe a thought or Bible verse of the day.

## The Fellowship Section:

- ✎ Have snacks and drinks provided.  
Examples:      Animal crackers  
                    Cheerios  
                    Bananas  
                    Apple slices (with peel removed)  
                    Juice boxes  
                    Water  
                    Coffee  
                    Sandwiches
- ✎ Set up an area for the parents to talk and a play area for the children. There is value in everybody being together, which is the norm, but once in a while you may want to separate the parents and children for the fellowship part, and give the parents time to discuss issues, while the children play under supervision.
- ✎ You may want to invite friends and family for a special celebration and have special refreshments when certificates are given out at the end of the program (see sample of certificate on Appendix page H).

## Additional Ideas:

- ✎ Labels as nametags to stick on the children's backs are helpful.
- ✎ Nametags for the parents are a good idea (see sample in the Resource Folder).
- ✎ Basket for each child with things like rhythm eggs, whistles, etc. that they play with their mouths.
- ✎ Plastic hammers with a whistle at the end are a hit. Find these at [www.amazon.ca](http://www.amazon.ca).
- ✎ A fan made of a picture of each child's face (blown up, printed, cut out, and attached to a stick) is a sweet idea.
- ✎ You may want to create a playlist of your music and have a portable speaker you can project it with. (If you use CD music and you have the ability and resources, you may want to burn a CD for each week with the songs in the right order. It will save you from changing CDs, and looking for the right song.)
- ✎ A parachute or a large sheet is a great resource for playtime.
- ✎ You may want to ask for suggestions of favourite songs and let them choose.
- ✎ Make song sheets for new or difficult songs. These will be especially helpful for families whose first language is not English.
- ✎ Use puppets, stuffed animals, etc. to reinforce words/music.



# SAMPLE PROGRAM

## Welcome

Welcome, Welcome\*  
We're Glad to See You Here† (Tune: The Farmer in the Dell)

## Finger Play

I See a Ball  
Where is Thumbkin?  
Itsy, Bitsy Spider

## Rhymes

Pat-a-cake  
Humpty Dumpty  
Jack & Jill

## Action Songs

The Wheels on the Bus  
Head and Shoulders  
Clap Your Hands

## Instruments

The Arky, Arky Song  
He's Got the Whole World  
We're Marching

## Listening/Streamers/Scarves

Twinkle, Twinkle  
Handmade by God

## Prayer

## Farewell

See You, See You\*

\* and † - see lyrics on  
next page

## Welcome and Goodbye Song\*

(written music also on Appendix E)



Welcome, welcome  
Welcome everyone to Baby Song  
Welcome, welcome  
Welcome to Baby Song

*Variation:*

Substitute 'everyone' for a name – and sing a verse with each child's name – welcoming them.

See you, see you  
See you next week for Baby Song  
See you, see you  
See you for Baby Song



## We're Glad to See You Here†

(Tune: The Farmer in the Dell)

We're glad to see you here  
We're glad to see you here  
O, yes, we are, indeed we are  
We're glad to see you here



# CHOOSING MUSIC

Questions to consider when choosing a song:

- Can I 'play' with the words?
- Can I reinforce parts of the song with instruments?
- Are there natural movements to the song?
- Can I visualize anything from the song?

Choose well-known songs (traditional), as well as introducing new songs.

## Song Suggestions:

*Familiar Children's Songs*—See Baby Song Songbook pages 19-29 (Lyrics and sample music for many of these songs can be found at [www.kididdles.com](http://www.kididdles.com). Be sure to check out each song's copyright information).

*Rhymes*—See Baby Song Songbook pages 27-29.

*Baby Games (Finger Plays)*—See Baby Song Songbook pages 27-29.

## Suggested Resources:

*Music Downloads:*

Toddler Action Songs

Toddler Songs

Best Toddler Tunes

Barney – Run, Jump, Skip and Sing

Songtime Kids – Silly Songs

Toddlers – Sing'n Learn

Praise Baby DVDs

Cedarмонт Kids Classics ([www.cedarmont.com](http://www.cedarmont.com))

Golden Books Music ([www.allmusic.com](http://www.allmusic.com))

Kidzup Productions ([www.allmusic.com](http://www.allmusic.com))

Barney Music (*itunes*)

Loving Care Children (*itunes* or [www.allmusic.com](http://www.allmusic.com))

Madacy Entertainment ([www.allmusic.com](http://www.allmusic.com))

[Praisebaby.com](http://Praisebaby.com) or [www.allmusic.com](http://www.allmusic.com)

Some songs have accompaniment track, which is very useful.

*Books:*

The Book of Fingerplays & Action Songs, *Compiled by John M. Feierabend, First Steps in Music* ([www.christianbook.com](http://www.christianbook.com))

Kids Classic Collection Volumes 1 & 2, Cedarмонт Kids ([www.cedarmont.com](http://www.cedarmont.com) or [www.christianbook.com](http://www.christianbook.com))

The Complete Book and CD Set of Rhymes, Songs, Poems, Fingerplays and Chants by Jackie Silberg and Pam Schiller ([www.amazon.ca](http://www.amazon.ca))

*Websites:*

[www.kididdles.com](http://www.kididdles.com)

[www.smart-central.com](http://www.smart-central.com)

[www.judyanddavid.com](http://www.judyanddavid.com)

[www.pinterest.ca](http://www.pinterest.ca)

[www.enchantedlearning.com/rhymes.html](http://www.enchantedlearning.com/rhymes.html)

[www.preschooleducation.com/song.shtml](http://www.preschooleducation.com/song.shtml)

[www.preschoolexpress.com/music\\_station.shtml](http://www.preschoolexpress.com/music_station.shtml)



# SONGBOOK

1. Hello (*insert child's name*) and how are you?  
How are you?  
How are you?  
Hello (*insert child's name*) and how are you?  
How are you today?
2. All around the cobbler's bench  
The monkey chased the weasel  
The monkey thought it was all in fun  
Pop! Goes the weasel.  
  
A penny for a spool of thread  
A penny for a needle  
That's the way the money goes  
Pop! Goes the weasel.
3. Here we go 'round the mulberry bush  
The mulberry bush, the mulberry bush  
Here we go 'round the mulberry bush  
So early in the morning.  
  
This is the way we wash our clothes  
...brush our teeth  
...wash our face
4. Are you sleeping? Are you sleeping?  
Brother John? Brother John?  
Morning bells are ringing, Morning bells  
are ringing  
Ding, Ding, Dong.  
  
Frère Jacques, Frère Jacques,  
Dormez-vous? Dormez-vous?  
Sonnez les matines, Sonnez les matines  
Din, Din, Don.
5. Baby-bye, here's a fly  
Let us watch him you and I  
There he goes, on his toes  
Tickling baby's nose, nose, nose.
6. As I was walking down the street,  
Down the street, down the street  
A pretty girl I chanced to meet,  
Heigh-Ho, Heigh-Ho, Heigh-Ho  
  
Rig-a-jig-jig and away we go, away we go,  
away we go  
Rig-a-jig-jig and away we go,  
Heigh-ho, heigh-ho, heigh-ho.
7. Baby's wearing a red hat, red hat, red hat,  
Baby's wearing a red hat all day long.  
(*While dressing the baby, sing about his/her clothes.*)
8. Baa, baa, black sheep have you any wool?  
Yes sir, yes sir, three bags full  
One for my master, and one for my dame  
One for the little boy who lives down the lane.  
Baa, baa, black sheep have you any wool?  
Yes sir, yes sir, three bags full.
9. Dance a baby diddy,  
What can Mama do with thee?  
Sit in my lap, give you some pap,  
And dance a baby diddy.  
  
Dance my baby dearie,  
Ma will never be weary  
Frolic and play, now while you may,  
And dance my baby dearie.
10. Five green and speckled frogs sat on a  
speckled log  
Eating some most delicious bugs, Yum, Yum  
One jumped into the pool where it was nice  
and cool  
Then there were four green speckled frogs,  
Glub, Glub.  
(*repeat in descending order*)

11. Dance to your daddy, my little lady  
Dance to your daddy, my little lamb  
You shall have a fishy in your little dishy  
You shall have a fishy when the boat comes in.

Dance to your mammy, My little lamby  
Dance to your mammy my little lamb  
You shall have a fishy in your little dishy  
You shall have a fishy when the boat comes in.

Dance your fingers up  
Dance your fingers down  
Dance your fingers to the side  
Dance them all around

Dance them on your shoulder  
Dance them on your head  
Dance them on your tummy  
And put them all to bed.

12. Do you ears hang low?  
Do they wobble to and fro?  
Can you tie them in a knot?  
Can you tie them in a bow?  
Can you throw them o'er your shoulder  
like a continental soldier?  
Do your ears hang low?

13. Down by the station, early in the morning,  
See the little pufferbellies all in a row,  
See the station master pull the little handle,  
"Puff, puff, toot, toot!" Off we go!

14. Down, don, yellow and brown  
The leaves are falling all around town  
La, la, la, la, la, la, la, la

15. Go to sleep now, my pumpkin,  
You must cover your toes  
If you sleep now my pumpkin, you will turn  
into a rose.

16. Good morning, good morning, and how do  
you do?  
Good morning, good morning, I'm fine,  
how are you?

17. Sunday, Monday, Tuesday, Wednesday,  
Thursday, Friday, Saturday.

18. Head and shoulders, knees and toes  
Knees and toes, knees and toes  
Head and shoulders, knees and toes  
Eyes, ears, mouth and nose.

19. Here we go looby loo  
Here we go looby light  
Here we go looby loo,  
All on a Saturday night.  
You put your (*right hand*) in.  
You take your (*right hand*) out.  
You give your (*right hand*) a shake, shake,  
shake  
And turn yourself about.

20. Hop old squirrel, listen now, listen now  
Hop old squirrel, listen now  
Hop old squirrel, listen now, listen now  
Hop old squirrel, listen now.

21. Trot, trot, trot  
Pony do not stop  
Let's go where it's cool and stony  
Ride along my little pony,  
Trot, trot, trot, trot, trot!  
Go and never stop!

22. I'm a little teapot  
Short and stout  
Here is my handle, here is my spout  
When I get all steamed up  
Hear me shout  
Tip me over and pour me out!

I'm a very special pot, it's true;  
Here let me show you what I can do.  
I can change my handle and my spout;  
Just tip me over and pour me out!

23. I'm looking for a friend  
I'm looking for a friend  
I'm looking for a special friend whose name  
is \_\_\_\_\_  
I'm thinking of someone.  
I'm thinking of someone.  
I'm thinking of someone whose name sounds  
like \_\_\_\_\_  
(or who's wearing \_\_\_\_\_)



24. It's raining, it's pouring;  
The old man is snoring.  
He went to bed and he bumped his head  
And he couldn't get up in the morning.
25. If all the rain drops were lemon drops and  
gum drops  
Oh, what a rain it would be!  
Standing outside with my mouth open wide  
Ah, ah, ah, ah, ah, ah, ah, ah, ah,  
If all the rain drops were lemon drops and gum  
drops  
Oh, what a rain it would be!
26. If I could have a windmill, a windmill, a  
windmill  
If I could have a windmill,  
I know what I would do.
- I'd have it pump some water, some water,  
some water  
I'd have it pump some water,  
Yes, that is what I would do.
- And then I'd have a duck pond, a duck pond,  
a duck pond  
And then I'd have a duck pond,  
Yes, that is what I would do.
- The ducks would make their wings flap, their  
wings flap, their wings flap  
The ducks would make their wings flap,  
Yes, that is what they would do.
- If I could have a windmill, a windmill, a  
windmill  
If I could have a windmill,  
I know what I would do.
27. Oats, peas, bean and barley grow,  
Oats, peas, beans and barley grow.  
Can you or I or anyone know  
How oats, peas, beans and barley grow?
- First the farmer sows his seed,  
Stands erect and takes his ease;  
He stamps his foot and claps his hands,  
and turns around to view his lands.
28. If you're happy and you know it, clap your  
hands.  
If you're happy and you know it, clap your  
hands.  
If you're happy and you know it,  
Then your face will surely show it,  
If you're happy and you know it, clap your  
hands.
- ... stomp your feet  
... shout hurray  
... do all three
29. London bridge is falling down, falling down,  
falling down  
London bridge is falling down, my fair lady!
30. Jack and Jill went up the hill to fetch a pail of  
water.  
Jack fell down and broke his crown and Jill  
came tumbling after.
31. John Jacob Jingleheimer Schmidt.  
His name is my name too!  
Whenever we go out, the people always shout,  
"There goes John Jacob Jingleheimer Schmidt."  
Da da da da da da da
32. Lazy Mary, will you get up?  
Will you get up? Will you get up?  
Lazy Mary, will you get up  
So early in the morning.
- Oh, no, Mother, I won't get up  
I won't get up, I won't get up  
Oh, no, Mother, I won't get up  
So early in the morning.
33. Mmmm, mmmm, went the little green frog  
one day  
Mmmm, mmmm, went the little green frog  
Mmmm, mmmm, went the little green frog  
one day  
So they all went mmmm, mmmm, ahh!  
But we all know frogs go la-dee-da-dee-da,  
la-dee-da-dee-da, la-dee-da-dee-da,  
We all know frogs go la-dee-da-dee-da,  
They don't go mmmm, mmmm, ahh!

34. Lavender's blue, dilly, dilly,  
Lavender's green;  
When you are king, dilly, dilly,  
I shall be queen.

Who told you so, dilly, dilly,  
Who told you so?  
Twas my own self, dilly, dilly,  
That told me so.

I love to dance, dilly, dilly  
I love to sing  
When I am queen, dilly, dilly,  
You'll be my king.

Who told you so, dilly, dilly,  
Who told you so?  
Twas my own self, dilly, dilly,  
That told me so.

35. Lul-la-lullaby,  
Hush, my babe, and do not cry,  
In your cradle now you swing,  
Until you sleep I'll softly sing,  
Lul-lullaby.

36. Mary had a little lamb, little lamb, little lamb  
Mary had a little lamb, it's fleece was white as  
snow.  
And everywhere that Mary went, Mary went,  
Mary went  
Everywhere that Mary went, the lamb was sure  
to go.

It followed her to school one day, school one  
day, school one day  
It followed her to school one day which was  
against the rules.

It made the children laugh and play, laugh and  
play, laugh and play  
It made the children laugh and play to see a  
lamb at school.

37. Old MacDonald had a farm, Ee-I-Ee-I-Oh!  
And on this farm he had a cow, Ee-I-Ee-I-Oh!  
With a moo-moo here and a moo-moo there,  
Here a moo, there a moo, everywhere a moo-moo,  
Old MacDonald had a farm, Ee-I-Ee-I-Oh!

38. Looking for a partner  
Looking for a partner.  
Open the ring and take one in and we'll all  
gaily dance and sing.

Tra la la la la la  
Tra la la la la la  
Tra la la la tra la la la la  
Tra la la la la la

39. What can you do, Punchinello, funny fellow?  
What can you do, Punchinello funny you?  
We can do it too, Punchinello, funny fellow,  
We can do it, too, Punchinello, funny you!  
You choose one of us Punchinello, funny fellow,  
You choose one of us, Punchinello funny you!

40. Row, row, row your boat  
Gently down the stream  
Merrily, merrily, merrily, merrily  
Life is but a dream.

41. One elephant went out to play  
Upon a spider's web one day.  
They had such enormous fun,  
That he called for another elephant to come.

42. One little, two little, three little fingers.  
Four little, five little, six little fingers.  
Seven little, eight little, nine little fingers.  
Ten little fingers all together.

Ten little, nine little, eight little fingers.  
Seven little, six little, five little fingers.  
Four little, three little two little fingers.  
One little finger all alone.

43. Ring around the rosy  
A pocket full of posies  
Hush-a, hush-a  
We all fall down.

44. The grand old Duke of York  
He had ten thousand men  
He marched them up to the top of the hill  
And he marched them down again.  
And when you're up, you're up  
And when you're down, you're down  
And when you're only half way up  
You're neither up nor down.

45. The farmer in the dell, the farmer in the dell,  
Hi-ho, the derry-o, the farmer in the dell.
- The farmer takes a wife, the farmer takes a wife,  
Hi-ho, the derry-o, the farmer takes a wife.
- The wife takes a child...  
The child takes a nurse...  
The nurse takes a cow...  
The cow takes a dog...  
The dog takes a cat...  
The cat takes a rat...  
The rat takes the cheese...  
The cheese stands alone.
46. Rock a bye baby, in the tree top;  
When the wind blows, the cradle will rock;  
When the bough breaks, the cradle will fall,  
And down will come baby, cradle and all.
47. Three blind mice, three blind mice;  
See how they run, see how they run!  
They all ran after the farmer's wife,  
She cut off their tails with a carving knife;  
Did you ever see such a sight in your life  
As three blind mice
48. Skidamarink a dink, a dink, skidamarink a doo,  
I love you.  
Skidamarink a dink, a dink, skidamarink a doo,  
I love you.  
I love you in the morning and in the afternoon,  
I love you in the evening and underneath the moon.  
Oh, Skidamarink a dink, a dink, skidamarink a doo,  
I love you.
49. There was a farmer who had a dog  
And Bingo was his name-o.  
B-I-N-G-O! B-I-N-G-O! B-I-N-G-O!  
And Bingo was his name-o.
50. The wheels of the train go round and round,  
Clickety clack, clickety clack.  
The wheels of the train go round and round,  
Clickety, clickety clack.
51. Six little ducks that I once knew,  
Fat ones, skinny ones, cute ones, too;  
But the one little duck with the feather on his back,  
He led the others with a quack, quack, quack.  
Quack, quack, quack, quack, quack, quack  
He led the others with a quack, quack, quack.
- Down to the river they would go,  
Wobble, wobble, wobble, wobble, to and fro;  
But the one little duck with the feather on his back,  
He led the others with a quack, quack, quack.  
Quack, quack, quack, quack, quack, quack  
He led the others with a quack, quack, quack.
- Back from the river they would come,  
Wobble, wobble, wobble, wobble, to and fro;  
But the one little duck with the feather on his back,  
He led the others with a quack, quack, quack.  
Quack, quack, quack, quack, quack, quack  
He led the others with a quack, quack, quack.
52. The itsy, bitsy, spider went up the water spout  
Down came the rain and washed the spider out  
Out came the sun and dried up all the rain  
And the itsy, bitsy, spider went up the spout again.
- The great, big, spider went up the water spout  
Down came the rain and washed the spider out  
Out came the sun and dried up all the rain  
And the great, big spider went up the spout again.
53. Good night baby,  
(Insert baby's name)  
Good night baby,  
Good night baby,  
It's time to go to sleep.
- Sleep tight baby,  
Sleep tight baby,  
Sleep tight baby,  
It's time to close your eyes.

54. To market, to market, to buy a fat pig;  
Home again, home again, jiggety jig.  
To market, to market, to buy a fat hog;  
Home again, home again, jiggety jog.

To market, to market, to buy a white cake;  
Home again, home again, never was baked.  
To market, to market, to buy a plum bun;  
Home again, home again, market is done.

55. The wheels on the bus go round and round,  
Round and round, round and round.  
The wheels on the bus go round and round,  
All through the town.

The door on the bus goes open and shut...  
The people on the bus go up and down...  
The driver on the bus says, "move on back"...  
The babies on the bus cry, "Wah, wah, wah"...  
The mommies on the bus go, "Shh, shh, shh"...  
The horn on the bus goes, "Beep, beep,  
beep"...  
The wipers on the bus go, "Swish, swish,  
swish"...

56. Five little monkeys jumping on the bed,  
One fell off and bumped his head.  
Mama called the doctor, and the doctor said,  
"No more monkeys jumping on the bed."

*(Repeat with 4, 3, 2 and 1 monkeys, dance fingers  
on your hand, hold your head, make a telephone  
and shake your finger.)*

No more monkeys jumping on the bed,  
None fell off and bumped his head.  
So Mama called the doctor and the doctor  
said,  
"Put those monkeys back in bed."

57. Lullaby and good night,  
With pink roses bedight.  
With lilies o'erspread  
Is my baby's sweet head.  
Lay you down now and rest  
May thy slumber be blessed  
Lay you down now and rest  
May thy slumber be blessed!  
*(Tune: Brahms's Lullaby)*

58. Oh, do you know the muffin man, the muffin  
man, the muffin man?  
Oh, do you know the muffin man, that lives on  
Drury Lane?

Oh, yes, I know the muffin man, the muffin  
man, the muffin man.

Oh, yes, I know the muffin man, that lives on  
Drury Lane.

Now we all know the muffin man, the muffin  
man, the muffin man.  
Now we all know the muffin man, that lives on  
Drury Lane.

59. There were five in the bed and little one said,  
"Roll over, roll over."  
So they all rolled over and one fell out.

There were four in the bed and the little one  
said,  
"Roll over, roll over."  
So they all rolled over and one fell out.

There were three in the bed and the little one  
said,  
"Roll over, roll over."  
So they all rolled over and one fell out.

There were two in the bed and the little one  
said,  
"Roll over, roll over."  
So they all rolled over and one fell out.

There was one in the bed and the little one  
said,  
"I'm lonely!"

60. Create A Song  
*(Tune: Row, Row, Row Your Boat)*

Let's go to the store  
On this rainy day.  
We will buy some food to eat,  
And then go home again.

Let's go clean up the room  
Lot's of things to do.  
Make it look so clean and bright,  
Now it looks just right.

61. This old man, he played one,  
He played knick-knack on my thumb;  
With a knick-knack, paddy whack give a dog  
a bone,  
This old man came rolling home.

This old man he played two,  
He played knick-knack on my shoe...  
... three ... knee  
... four ... door  
... five ... hive  
... six ... sticks  
... seven ... heaven  
... eight ... gate  
... nine ... spine  
... ten ... once again

62. Twinkle, twinkle little star  
How I wonder what you are  
Up above the world so high  
Like a diamond in the sky  
Twinkle, twinkle little star  
How I wonder what you are.

63. The bear went over the mountain  
The bear went over the mountain  
The bear went over the mountain  
(hold mountain for emphasis)  
To see what he could see.

The other side of the mountain  
The other side of the mountain  
The other side of the mountain  
Was all that he could see.

Was all that he could see  
Was all that he could see  
The other side of the mountain  
Was all that he could see!

64. It's so nice to have a cuddle  
With someone that you love.  
It's so nice to have a snuggle  
With someone that you love.

If you ever are in trouble  
It will vanish like a bubble.  
It's so nice to have a cuddle  
With someone that you love.

65. Walking, walking, walking, walking  
Hop, hop, hop, hop, hop, hop  
Running, running, running, running, running,  
running  
Now let's stop, now let's stop!  
(Tune: Are You Sleeping)

66. We are going to the grocery store,  
The grocery store, the grocery store.  
We are going to the grocery store to buy  
some \_\_\_\_\_.  
"And Jack will buy some \_\_\_\_\_, and Jill  
will buy some \_\_\_\_\_.  
(Tune: London Bridge)

67. When I was one I ate a bun,  
Going over the sea.  
I jumped aboard a sailorman's ship,  
And the sailorman said to me,  
'Going over, going under,  
Stand at attention like a soldier,  
With a one, two, and three.'

When I was two I buckled my shoe,  
When I was three I banged my knee,  
When I was four I shut the door,  
When I was five I learned to jive,  
When I was six I picked up sticks,  
When I was seven I went to heaven,  
When I was eight I learned to skate,  
When I was nine I climbed a vine,  
When I was ten I caught a hen,

68. Where is Thumbkin, where is Thumkin?  
Here I am, here I am.  
How are you today sir?  
Very well, I thank you.  
Run away, run away

Where is pointer, where is pointer?...  
Where is tall man, where is tall man?...  
Where is ring man, where is ring man?...  
Where is pinkie, where is pinkie?...

Where is the family, where is the family?  
Here we are, here we are.  
How are you today?  
Very well, we thank you.  
Run away, run away.

69. I like to eat, I like to eat  
I like to eat apples and bananas  
I like to eat, I like to eat  
I like to eat, eat apples and bananas.

(Sing with vowels replaced with other vowels,  
e.g. I l~~o~~ke to ~~o~~at, ... use with a, i, o and u.)

70. I hear thunder, I hear thunder,  
Hark, don't you? Hark don't you?  
Pitterpatter raindrops, pitterpatter raindrops  
I'm wet through, so are you?  
(Tune: Freres Jacques)

71. Under baby's cradle in the night,  
Stands a goat so soft and white,  
The goat will go to the market  
To bring you wonderful treats,  
He'll bring you raisins and almonds,  
Sleep, my little one, sleep.

72. Creeping, creeping, little flea  
Up my leg and past my knee  
To my tummy, on he goes  
Past my chin and to my nose  
Now he's creeping down my chin  
To my tummy once again  
Down my leg and past my knee  
To my toe that little flea  
GOTCHA!

73. Down by the bay where the watermelons grow  
Back to my home I dare not go  
For if I do my mother will say:  
"Did you ever see a bear combing his hair  
Down by the bay?"

... "Did you ever see a bee with a sunburned  
knee?"

... "Did you ever see a moose kissing a  
goose?"

... "Did you ever see a whale with a polka dot  
tail?"

74. Are you sleeping, are you sleeping,  
Little (*child's name*), little (*child's name*)?  
Now it's time to wake up,  
Now it's time to wake up,  
Ding, dang, dong, ding, dang, dong.

75. Touch your fingers to your toes  
To your toes, to your toes.  
Touch your fingers to your toes,  
One, two, three, four, five  
(Tune: Mary Had A Little Lamb  
touch each finger or toe as you say the numbers.)

## Christian Songs

76. Jesus loves me this I know,  
For the Bible tells me so;  
Little ones to him belong,  
They are weak, but he is strong.  
Yes, Jesus loves me! Yes, Jesus loves me!  
Yes, Jesus loves me! The Bible tells me so.

77. God's not dead, he's still alive  
God's not dead, he's still alive  
I feel him in my hands (*clap, clap*)  
I feel him in my feet (*stomp, stomp*)  
I feel him in my heart (*thump, thump*)  
I feel him in my soul (*Whoohoo!*)  
I feel him all over me.

78. My God is so big,  
So strong and so mighty  
There's nothing my God cannot do.  
My God is so big,  
So strong and so mighty  
There's nothing my God cannot do.

The mountains are his  
The valleys are his  
The stars are his handiwork too.  
My God is so big,  
So strong and so mighty  
There's nothing my God cannot do.

79. The B-I-B-L-E  
Yes, that's the book for me  
I'll stand alone on the Word of God  
The B-I-B-L-E.  
(Open hands like a book, stand fingers on your hand.)

80. Jesus loves the little children  
All the children of the world  
Red, brown, yellow, black and white  
They are precious in his sight.  
Jesus loves the little children of the world.

81. Be careful little eyes what you see  
Be careful little eyes what you see  
There's a Father up above and He's looking  
down with love  
So be careful little eyes what you see.

Be careful little ears what you hear...  
Be careful little hands what you do...  
Be careful little feet where you go...  
Be careful little mouth what you say...

82. I see the moon, and the moon sees me.  
God bless the moon, and God bless me.  
I see mommy and mommy sees me.  
God bless mommy, and God bless me.  
(*Can insert other names for "mommy"*)

83. I've got peace like a river  
I've got peace like a river  
I've got peace like a river in my soul  
I've got peace like a river  
I've got peace like a river  
I've got peace like a river in my soul  
(*Make a peace sign and then move fingers like a river, point to your shoe.*)

I've got joy like a fountain... (*smile then pose like a fountain*)  
I've got love like an ocean... (*hug yourself, then plug nose*)

84. This is (*or these are*) the \_\_\_\_\_ that God made  
One, two, what do we do?  
\_\_\_\_\_ with the \_\_\_\_\_ that God made!  
(*eyes-look, nose-sniff, mouth-smile, ears-listen, heart-love, hands-help, feet-go*)

### Rhymes and Baby Games

85. Pat-a-cake, pat-a-cake, Baker's man!  
Bake us a cake as fast as you can  
Mix it, and prick it and mark it with B,  
And put it in the oven for baby and me.

86. Jelly in the bowl,  
Jelly in the bowl,  
Wibble, wobble, wibble wobble,  
Jelly in the bowl.  
(*Recite rhyme while playing with jell-o*)

87. This is the way the ladies ride:  
Tri, tre, tre, tree,  
Tri, tre, tre, tree!  
This is the way the ladies ride:  
Tri, tre, tre, tree, tri-tre-tre-tree!  
This is the way the gentlemen ride:  
Gallop-a-trot,  
Gallop-a-trot!  
This is the way the gentlemen ride:  
Gallop-a-gallop-a-trot!

This is the way the farmers ride:  
Hobbledy-hoy,  
Hobbledy-hoy!  
This is the way the farmers ride:  
Hobbledy hobbledy-hoy!  
And down into a Ditch!

88. Ride a cock-horse to Banbury Cross  
To see a fine lady upon a white horse,  
Rings on her fingers and bells on her toes  
She shall have music wherever she goes.

89. Ride a little pony down to town  
(*bounce baby on your knee*)  
Whoops! Little pony  
(*throw baby's arms outward*)  
Don't fall down!  
(*lower baby backwards*)

90. Round and round the garden  
Goes the teddy bear  
One step, two step  
Tickle under there

Round and round the haystack  
Goes the little mouse  
One step, two step  
Into his little house.

91. Shoe a little horse (*tap on bottom of right foot*)  
Shoe a little mare (*tap on bottom of left foot*)  
But let the little pony go  
Bare, bare, bare! (*tap feet together*)

92. Fuzzy Wuzzy was a bear  
Fuzzy Wuzzy had no hair.  
If Fuzzy Wuzzy had no hair then  
Fuzzy Wuzzy wasn't fuzzy, wuzzy?



93. Slowly, slowly, very slowly (*creep fingers up baby's body*)  
 Creeps the little snail.  
 Slowly, slowly, very slowly  
 Up the wooden rail.
- Quickly, quickly, very quickly  
 Runs the little mouse.  
 Quickly, quickly, very quickly  
 All around the house.
94. Teddy bear, teddy bear, turn around.  
 Teddy bear, teddy bear, touch the ground.  
 Teddy bear, teddy bear, shine your shoes,  
 Teddy bear, teddy bear, skidoo.
- Teddy bear, teddy bear, go upstairs.  
 Teddy bear, teddy bear, say your prayers.  
 Teddy bear, teddy bear, turn out the light.  
 Teddy bear, teddy bear, say good night!
95. These are baby's fingers,  
 These are baby's toes,  
 This is baby's belly button,  
 Round and round it goes!
- These are baby's eyes,  
 This is baby's nose,  
 This is baby's belly button,  
 Right where Mommy (*Daddy*) blows.
96. Brow, brow, brinkie,  
 Eye, eye, winkie  
 Cheek, cheek, cherry,  
 Mouth, mouth, merry.  
 Chin-chopper, chin-chopper,  
 Chin, chin, chin.  
 (*point to parts of face and wiggle chin on last line*)
97. You kick and you kick and you kick and STOP  
 You kick and you kick and you kick and STOP  
 Kick fast, kick slow  
 You kick and you kick and you kick and STOP.
98. Clap your hand, one, two, three,  
 Play a clapping game with me.  
 Now your hands have gone away,  
 Find your hands so we can play.  
 (*move baby's hands under blanket and then bring them back out*)
99. This little cow eats grass;  
 This little cow eats hay;  
 This little cow drinks water;  
 This little cow runs away.  
 And this little cow does nothing,  
 But laze around all day.  
 Let's chase this little cow.  
 Chase, chase, chase, chase, chase.  
 We'll tickle, tickle, tickle her  
 Because she lazes around all day.
100. One, two, three,  
 (*Bounce your baby*)  
 Baby's on my knee  
 (*Do nothing*)  
 Rooster crows and  
 (*crows, "cock-a-doodle-doo" enthusiastically*)  
 Away she go-o-o-o-es!  
 (*quickly lower knees to the floor*)
101. You take your little hands and go  
 Clap, clap, clap, clap, clap, clap, clap, clap.  
 You take your little hands and go  
 Clap, clap, clap, clap your little hands.
- You take your little feet and go tap...
- You take your little arms and go hug....  
 Hug your mom and dad
- You take your little mouth and go kiss...  
 Kiss your mom and dad
- You take your little hand wave bye...  
 (*Tune: Wheels on the Bus*)
102. Little \_\_\_\_\_, blow the fire,  
 Puff, puff, puff. (*Blow little puffs on baby's tummy*)  
 Blow it very gently (*Blow gently*)  
 Blow it like the wind, (*Blow with an "ooo" sound*)  
 Blow it for a kiss. (*Kiss your baby's tummy*)
103. Bumble bee was in the barn  
 (*circle finger in air*)  
 Carrying dinner under his arm  
 (*circle finger closer to child*)  
 Bzzzzzzzzzz-zt (*gently poke child*)

104. Kissy, kissy fingers  
Kissy, kissy toes,  
Kissy, kissy baby  
On your kissy nose.

I love to kiss your fingers,  
I love to kiss your toes,  
I love to kiss my baby,  
On your kissy nose.

105. Five little robins up in a tree.  
Father, (*touch baby's thumb*)  
Mother (*touch baby's index finger*)  
And bodies three (*touch other three fingers*)

Father caught a bug. (*hold up thumb*)  
Mother caught a worm. (*hold up index finger*)  
This one got the bug. (*hold up middle finger*)  
This one got the worm (*hold up ring finger*)  
This one said, "Now it's my turn."  
(*hold up pinkie finger*)

106. Bouncy, bouncy baby.  
Bouncy, bouncy baby.  
Up and down, up and down,  
Bouncy, bouncy baby.  
Hippety hop, bippety bop,  
Bouncy, bouncy BOOM  
(*insert baby's name and lift him/her up for a hug*  
*when you say BOOM*)

107. Clap, clap, clap your hands  
As slowly as you can  
Clap, clap, clap your hands  
As quickly as you can.

Roll, roll, roll your hands  
As slowly as you can  
Roll, roll, roll your hands  
As quickly as you can  
Shake, shake, shake your hands...  
Rub, rub, rub your hands...

108. Hey, hey, look at me  
Make yourself look just like me.

109. Roll, roll, little one, roll  
From your tummy to your back.  
Roll, roll, little one, roll  
When you go over, you must come back.

110. Hickory, dickory, dock  
The mouse ran up the clock  
The clock struck one, the mouse ran down  
Hickory, dickory, dock.

Hickory, dickory, dock  
The mouse ran up the clock  
The clock struck two, and down he flew,  
Hickory, dickory, dock.

Hickory, dickory, dock  
The mouse ran up the clock  
The clock struck three, and he did flee,  
Hickory, dickory, dock.

Hickory, dickory, dock  
The mouse ran up the clock  
The clock struck four, the mouse said "no  
more!"  
Hickory, dickory, dock.

111. Humpty Dumpty sat on a wall,  
Humpty Dumpty had a great fall.  
All the Kings horses and all the Kings men  
Couldn't put Humpty together again.



# RESOURCE FOLDER CONTENTS

- Baby Song Logo in four formats:

JPEG	- for web use
PNG	- for print jobs (transparent background)
EPS	- for print jobs such as t-shirts or merchandise
PDF	- for print jobs

Feel free to use the Baby Song logo,  
when you meet the standards for a Baby Song program

- Baby Song Flyers (PDF fill-in version and MS Publisher 2010 version)
- Baby Song Invitation Postcards (MS Publisher 2010 version and MS Word version)
- Baby Song Welcome Card samples (PDF fill-in version, MS Publisher 2010 version and MS Word version)
- Baby Song Registration Form (PDF version and PDF fill-in version)
- Baby Song Participant Certificates (PDF version and PDF fill-in version)
- Baby Song Name Tags Avery Label 5163 (MS Word version—print on Avery Label 5163)
- Baby Song Songbook (PDF version)
- Baby Song Evaluation Form (PDF version and PDF fill-in version)
- Baby Song Social Media Ideas Folder
  - Two Facebook Image Options (JPGs)
  - Five Instagram Image Options (JPGs)

## BABY SONG LOGO:







©2019 The Salvation Army, Territorial Headquarters, Canada and Bermuda





# BABY SONG



©2019 The Salvation Army, Territorial Headquarters, Canada and Bermuda



## SAMPLE INVINATION POSTCARDS:



Back of postcard - add your own contact information



For more information,  
Contact: Type Name Here  
Phone: 000-000-0000  
Email: 0000@can.salvationarmy.org  
Address: Your Street  
Your Town, PR 010 101

PLEASE  
PLACE  
STAMP  
HERE

Baby Song provides an opportunity  
for babies, toddlers and parents to  
make connections through music.

**Join us**  
**Wednesdays from 10-11:30 am**  
**From**  
**April 3 until May 29**




For Babies, Toddlers and Their Parents

Mailing Address Line 1  
Mailing Address Line 2  
Mailing Address Line 3  
Mailing Address Line 4  
Mailing Address Line 5



## SAMPLE INVITATION POSTCARDS:



Back of postcard - add your own contact information



For more information,  
Contact: Type Name Here  
Phone: 000-000-0000  
Email: 0000@can.salvationarmy.org  
Address: Your Street  
Your Town, PR 010 101

PLEASE  
PLACE  
STAMP  
HERE

Baby Song provides an opportunity  
for babies, toddlers and parents to  
make connections through music.

**Join us**  
**Wednesdays from 10-11:30 am**  
**From**  
**April 3 until May 29**



For Babies, Toddlers and Their Parents

Mailing Address Line 1  
Mailing Address Line 2  
Mailing Address Line 3  
Mailing Address Line 4  
Mailing Address Line 5





## BABY SONG REGISTRATION

Name of Parent/Caregiver: \_\_\_\_\_

Name of Child: \_\_\_\_\_ Age: \_\_\_\_\_

Date of Birth: \_\_\_\_\_

Address: \_\_\_\_\_

\_\_\_\_\_

\_\_\_\_\_

Phone Number: \_\_\_\_\_

E-mail: \_\_\_\_\_

In case of emergency please contact:

\_\_\_\_\_

\_\_\_\_\_

Food Allergies?

\_\_\_\_\_

\_\_\_\_\_

I heard about this program from: \_\_\_\_\_

My ideas for a special speaker / topic: \_\_\_\_\_

☐ The Salvation Army in \_\_\_\_\_ **has** my permission to contact me about future events offered to our community.

☐ The Salvation Army in \_\_\_\_\_ **does not** have my permission to contact me about future events offered to our community.

☐ The Salvation Army **has** permission to use pictures of my child(ren) and myself in Salvation Army publications.





# Welcome, Welcome



## Welcome, Welcome

Welcome everyone to Baby Song

Welcome, welcome

Welcome to Baby Song

Welcome, welcome

Welcome (name) to Baby Song

Welcome, welcome

Welcome to Baby Song

## See you, See you


See you next week for Baby Song

See you, see you

See you for Baby Song



# WELCOME



## Welcome!

We are glad you are here!

It is our hope that you will experience times of **fun**, **fellowship** and **learning**.

We look forward to getting to know you!

## The Baby Song Team

### Schedule - Spring 2019

Tuesday	March 9	10-11:30 am
Tuesday	March 16	10-11:30 am
Tuesday	March 23	10-11:30 am
Tuesday	March 30	10-11:30 am
Tuesday	April 6	10-11:30 am
Tuesday	April 13	10-11:30 am
Tuesday	April 20	10-11:30 am
Tuesday	April 27	10-11:30 am

Includes Baby Song Session,  
Refreshments and Fellowship.

## The Salvation Army

Corps / Church / Centre Name

Address here

Your town, Prov., Postal Code

Phone: 000-000-0000

Email: [0000@can.salvationarmy.org](mailto:0000@can.salvationarmy.org)







**Welcome  
to  
Baby  
Song!**

Other Welcome Card options



**Welcome to  
Baby Song!**



**Welcome!**



## SAMPLE SCHEDULE:

### GEORGETOWN COMMUNITY CHURCH BABY SONG SUMMER SCHEDULE

WEEK	DATE	TOPIC	GUEST
1	Thursday, July 4	Making baby hand and foot prints	
2	Thursday, July 11	Water Play	
3	Thursday, July 18	Discovery Day	
4	Thursday, July 25	Baby Massage	Register Massage Therapist
5	Thursday, August 1	Early Language Development	Halton Hills Speech Centre
6	Thursday, August 8	Baby Choking and CPR Review	Red Cross
7	Thursday, August 15	Scrapbooking	Scrapbook Studio
8	Thursday, August 22	Baby Sign Language	Halton Hill Speech Centre
9	Thursday, August 29	Noah's Ark Picnic	

#### Noah's Ark Picnic

The final day of this session of Baby Song

Please Bring:


- ☒ An item for our potluck lunch
- ☒ A stuffed "animal" from home for your child
- ☒ A blanket to lay out on the grass or a lawn chair
- ☒ Your spouse if they are available

\*This event will happen rain or shine!










## Certificate of Participation

Awarded to

\_\_\_\_\_

From \_\_\_\_\_

On \_\_\_\_\_



## Certificate of Participation

Awarded to

\_\_\_\_\_


From \_\_\_\_\_

On \_\_\_\_\_





The Salvation Army  
**BABY SONG EVALUATION**



Name \_\_\_\_\_

Child's Name \_\_\_\_\_ Child's Age \_\_\_\_\_

Child's Name \_\_\_\_\_ Child's Age \_\_\_\_\_

1. What did you enjoy about this program? \_\_\_\_\_

\_\_\_\_\_  
\_\_\_\_\_

2. What would you like to see done differently? \_\_\_\_\_

\_\_\_\_\_  
\_\_\_\_\_

3. Was the program offered at a convenient time for you and your child(ren)? \_\_\_\_\_

Is there a better time to offer the program? \_\_\_\_\_

4. Would you participate in the program if it was offered again? \_\_\_\_\_

5. Would you recommend this program to a friend? \_\_\_\_\_

6. Do you presently have a home church? \_\_\_\_\_

7. Are you interested in knowing about other programs offered here? \_\_\_\_\_

8. Comments \_\_\_\_\_

\_\_\_\_\_  
\_\_\_\_\_

